

# LUDLOW PARK RESIDENTS ASSOCIATION MEETING

YONKERS JOINT WRRF  
WEDNESDAY MARCH 28, 2018

A presentation by the Department of  
Environmental Facilities

Vincent Kopicki, P. E. Commissioner

# Yonkers Joint O&M Management Team

- Jeff Bryant
- Plant Superintendent
- 231-2847

- John Lennon
- Supervisor of Plant Operations
- 231-2852

- Erwin Vazquez
- Supervisor of Maintenance
- 231- 2850

# Odor Remediation Project – SY009

- Phase I, \$9.6 Million – Screen & Grit Bldg HVAC and Odor Control including Ludlow St PS Odor Control
  - Operational, Work Essentially Complete
  - In Close-out
- Phase II, \$9.8 Million – HVAC System Upgrades to Blower, Admin Bldgs. & New boilers
  - Operational, Work Essentially Complete
  - In Close-out
- Phase III, \$7.3 Million – Odor Control for Primary Access Bldg & South Pumping Station, HVAC systems in several other area's and buildings
  - Scheduled Completion May 2018
  - Approximately 60% Complete

# Odor Remediation Project – SY009

- Phase IV \$ 5.0 Million

Secondary Sludge  
Thickening Bldg. HVAC  
Upgrades

- Phase V

Consultant Odor Study

- Request Construction Bonding 3<sup>rd</sup> Quarter 2018 (Delays Due To Conflicts with DAF Upgrades)
- Ongoing

# Other Construction Projects

- Emergency Generator Replacement

New Electrical Switchgear and new Emergency Generator

- Anaerobic Digester Gas Fueled Generator

New ADG Fueled Generator to Generate Electricity for Plant Use

- Operational, Work Essentially Complete
- In Close-out
- Operational, Engine is Running Supplying Electricity
- In Close-out

# Other Construction Projects

- Sandy Repair Phase I

Replacement of motors, wiring and control panels for process pumps located in the basement.

- 100% Complete

- Sandy Repair Phase II-2

Repair and rewire site lighting

Replace motors and wiring for tank collection systems

- Construction Started July 2016

- Approximately 40% Complete



# Other Construction Projects

- Sandy Repair Phase II-3

Replace and rewire interior lighting. Install new Potassium Permanganate system

- Sandy Repair Phase III

New motors, wiring, and controls for Basement Sump system and Primary Digester Process

- Construction Started May 2017

- Approximately 40% Complete

- Construction Started June 2016

- Approximately 65% Complete

# Other Construction Projects

- DAF Upgrade

Replacement of DAF Thickeners with new Gravity Belt Thickeners and Related Equipment

- Engine Replacement Project

Multi Phase Project to Replace Engine driven Blowers with Turbo Blowers and ADG Engines and various other upgrades to Secondary System

- Construction started December 2017
- Approximately 4% Complete
- Phase II design at 100%
- Phase III design at 100%
- Phases II & III Construction Bids Due May 2018
- Phase IV design at 30%



# Other Construction Projects

- Grit System Upgrade

Refurbishment of Grit Removal System With Redundancy Additions

- Sluice Gate Project

Replacement of Sluice Gates in Secondary System

- Secondary Treatment Area Upgrades

Refurbishment of Various Small Systems in Secondary Area

- Construction Bids Due April 2018

- Design 90% Complete

- Design 90% complete. Water Audit scheduled for Spring 2018

# Other Construction Projects

- Vulnerability Work  
Design Improvements  
for Storm Resiliency
- Protect the WRRF for  
FEMA 500 Year  
Return Storm
- Future Projects
- Air Treatment Study (Ongoing)
- Electrical and Lighting Upgrade

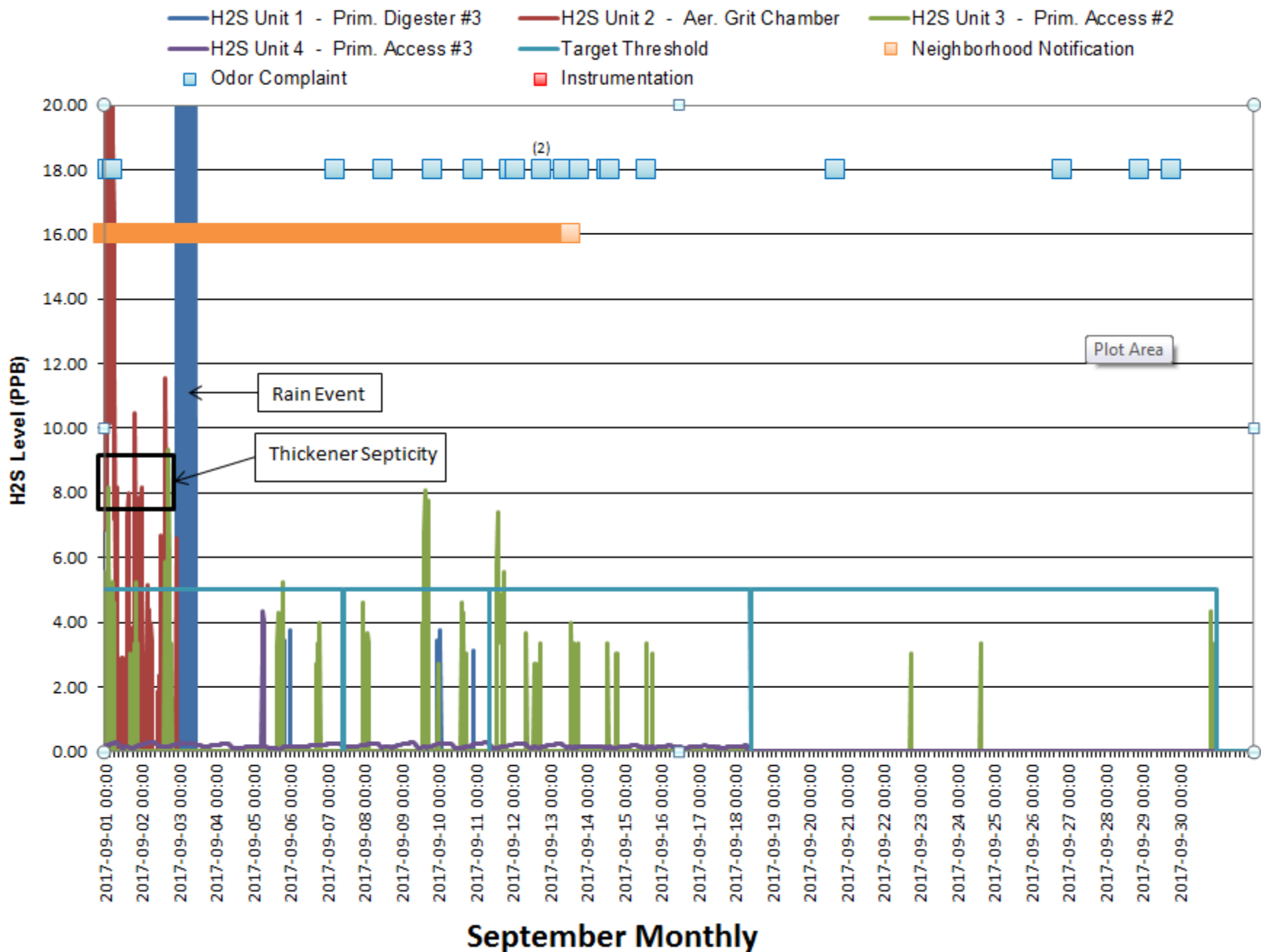
# Annual Performance Report

YONKERS JOINT WASTEWATER TREATMENT PLANT

YEARLY PERFORMANCE REPORT

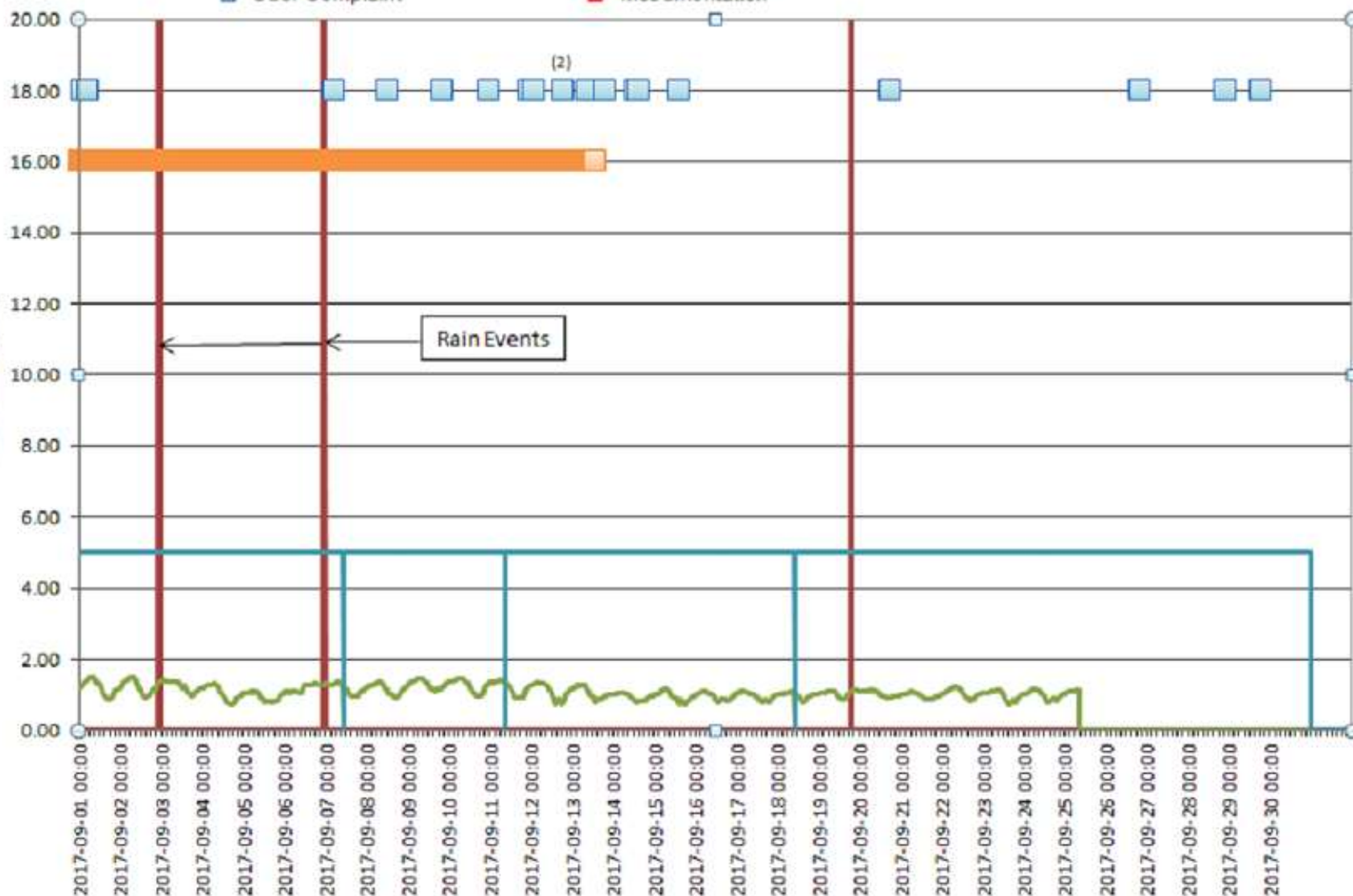
Page 1

MONTH	FLOW THROUGH PLANT ( mgd )	Suspended Solids			Biochemical Oxygen Demand			SLUDGE CAKE REMOVED			SEWAGE	
		Inf Mg/L	Eff Mg/L	PLANT % Rem	Inf Mg/L	Eff Mg/L	PLANT % Rem	WET TONS	PERCENT SOLIDS	DRY M-TONS	SCREENINGS LBS	GRIT CU.YDS.
Mar '17	82	143	15	89	133	14	89	2,224	28.8	582	50,000	80
Apr '17	106	131	17	87	98	14	86	2,037	29.0	537	44,000	160
May '17	91	145	12	92	105	10	90	2,906	27.0	713	58,000	200
Jun '17	73	180	10	94	126	7	94	2,737	27.3	679	96,000	160
Jul '17	68	171	8	96	127	7	95	2,346	27.4	585	48,000	100
Aug '17	65	174	14	92	125	10	92	2,616	28.0	732	48,000	140
Sep '17	60	151	6	96	120	5	96	2,225	26.2	531	44,000	60
Oct '17	62	180	7	96	142	6	96	2,887	23.4	614	50,000	80
Nov '17	60	149	7	96	135	5	96	2,942	21.6	577	44,000	80
Dec '17	60	156	9	94	157	7	96	2,331	23.2	491	44,000	100
Jan '18	65	160	10	94	152	9	94	3,271	24.1	717	72,000	120
Feb '18	93	128	18	86	115	14	87	2,155	25.4	498	44,000	160
<b>Ave</b>	74	156	11	93	128	9	93		26.0			
<b>Max</b>	106											
<b>Total</b>	886							30,675		7,255	642,000	1,440

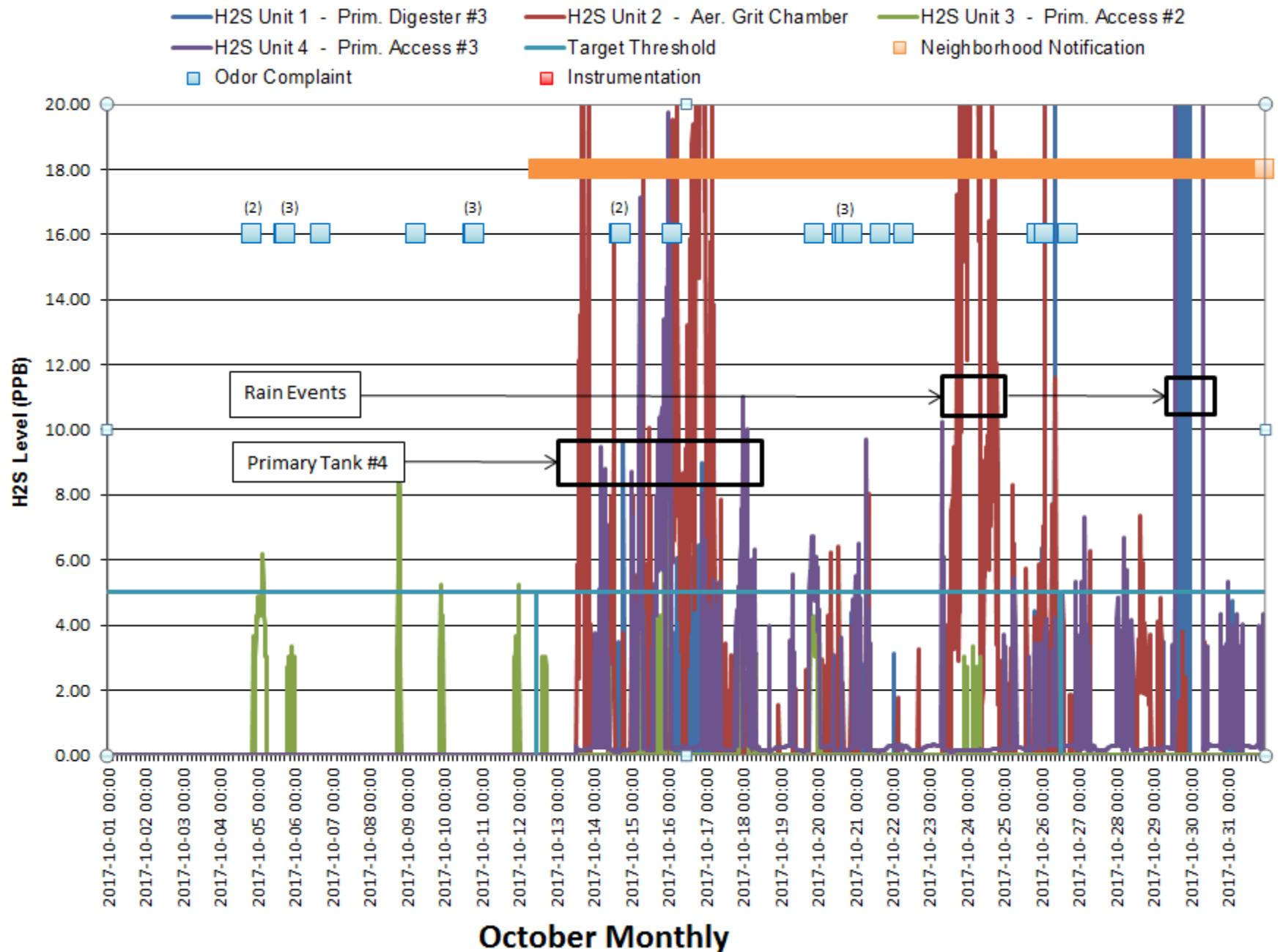


H2S Level (PPB)

- H2S Unit 5 - Sec. Digester
- H2S Unit 6 - #1 Aerator
- H2S Unit 7 - #2 Aerator
- H2S Unit 8 - #4 Aerator
- Target Threshold
- Neighborhood Notification
- Odor Complaint
- Instrumentation



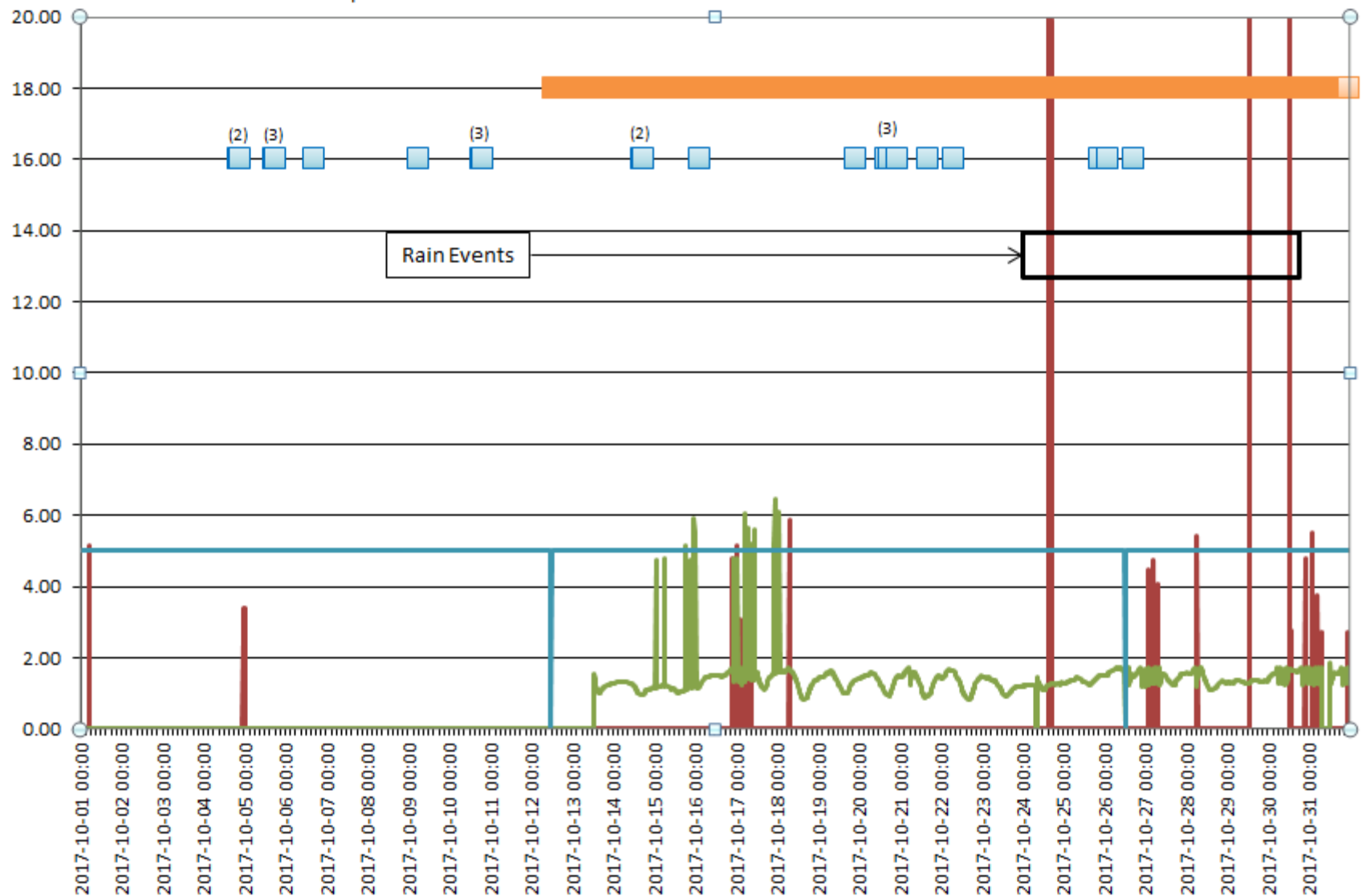
September Monthly





H2S Level (PPB)

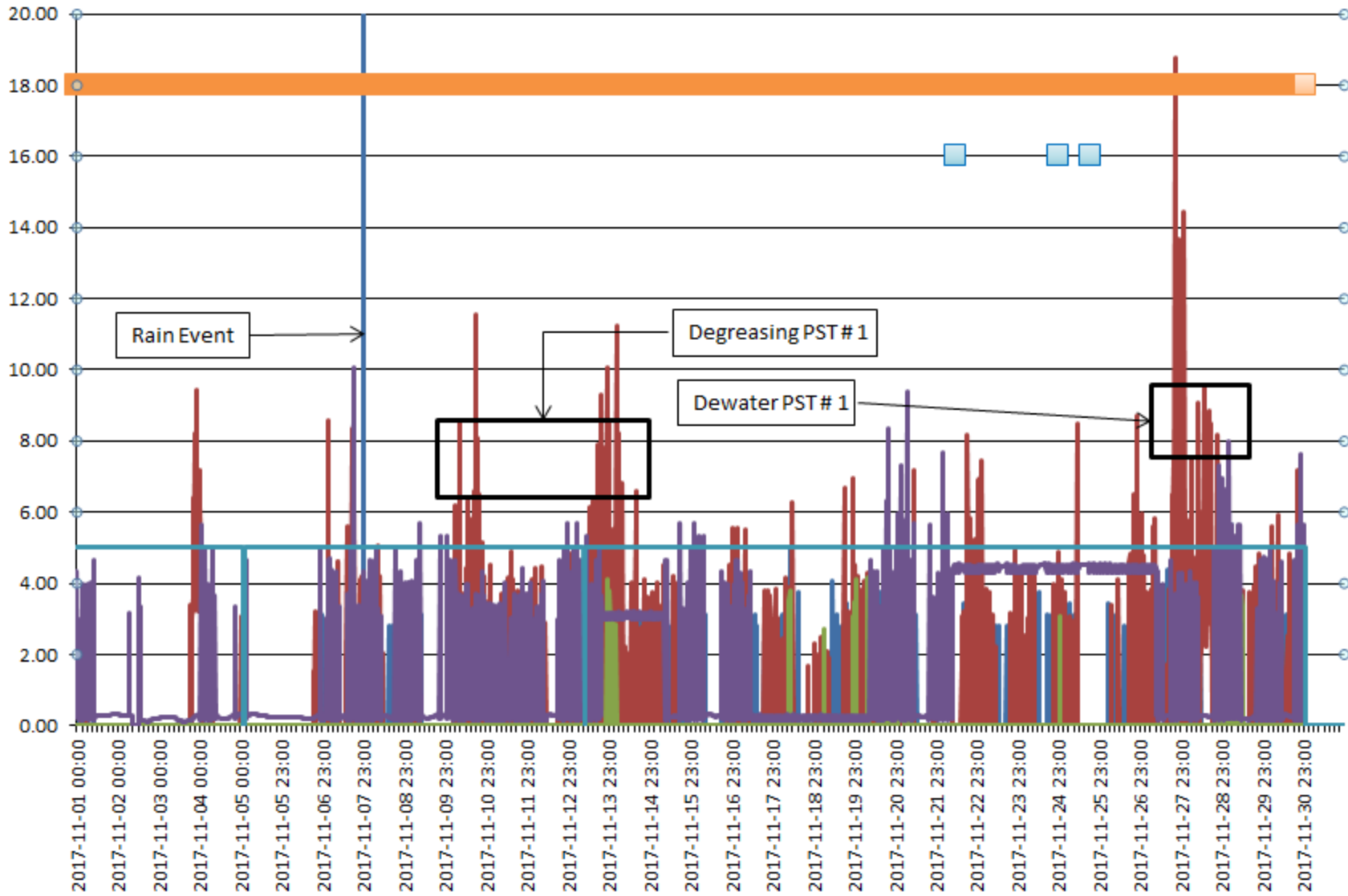
- H2S Unit 5 - Sec. Digester
- H2S Unit 6 - #1 Aerator
- H2S Unit 7 - #2 Aerator
- H2S Unit 8 - #4 Aerator
- Target Threshold
- Neighborhood Notification
- Odor Complaint
- Instrumentation



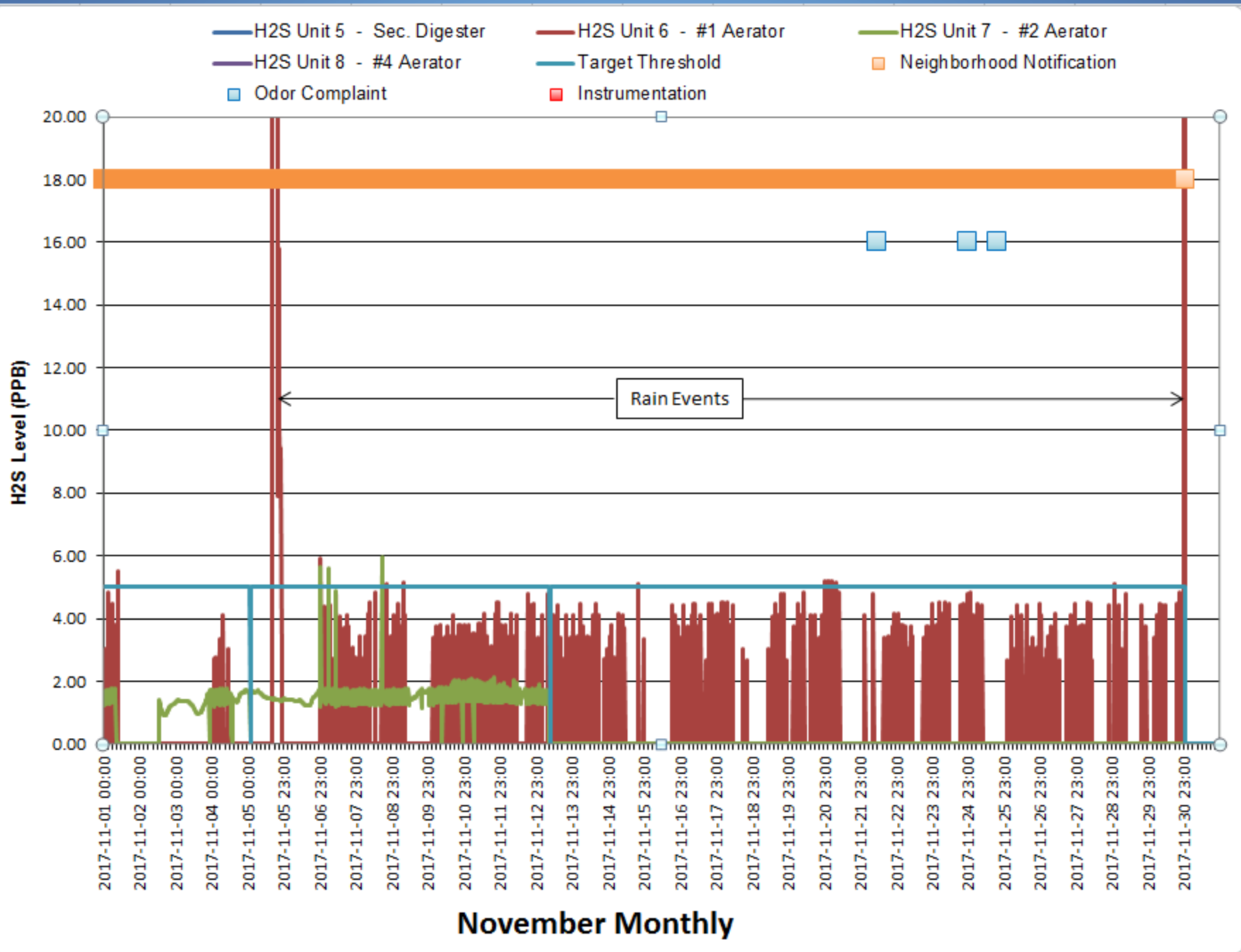
October Monthly

H2S Level (PPB)

- H2S Unit 1 - Prim. Digester #3
- H2S Unit 2 - Aer. Grit Chamber
- H2S Unit 3 - Prim. Access #2
- H2S Unit 4 - Prim. Access #3
- Target Threshold
- Neighborhood Notification
- Odor Complaint
- Instrumentation



November Monthly



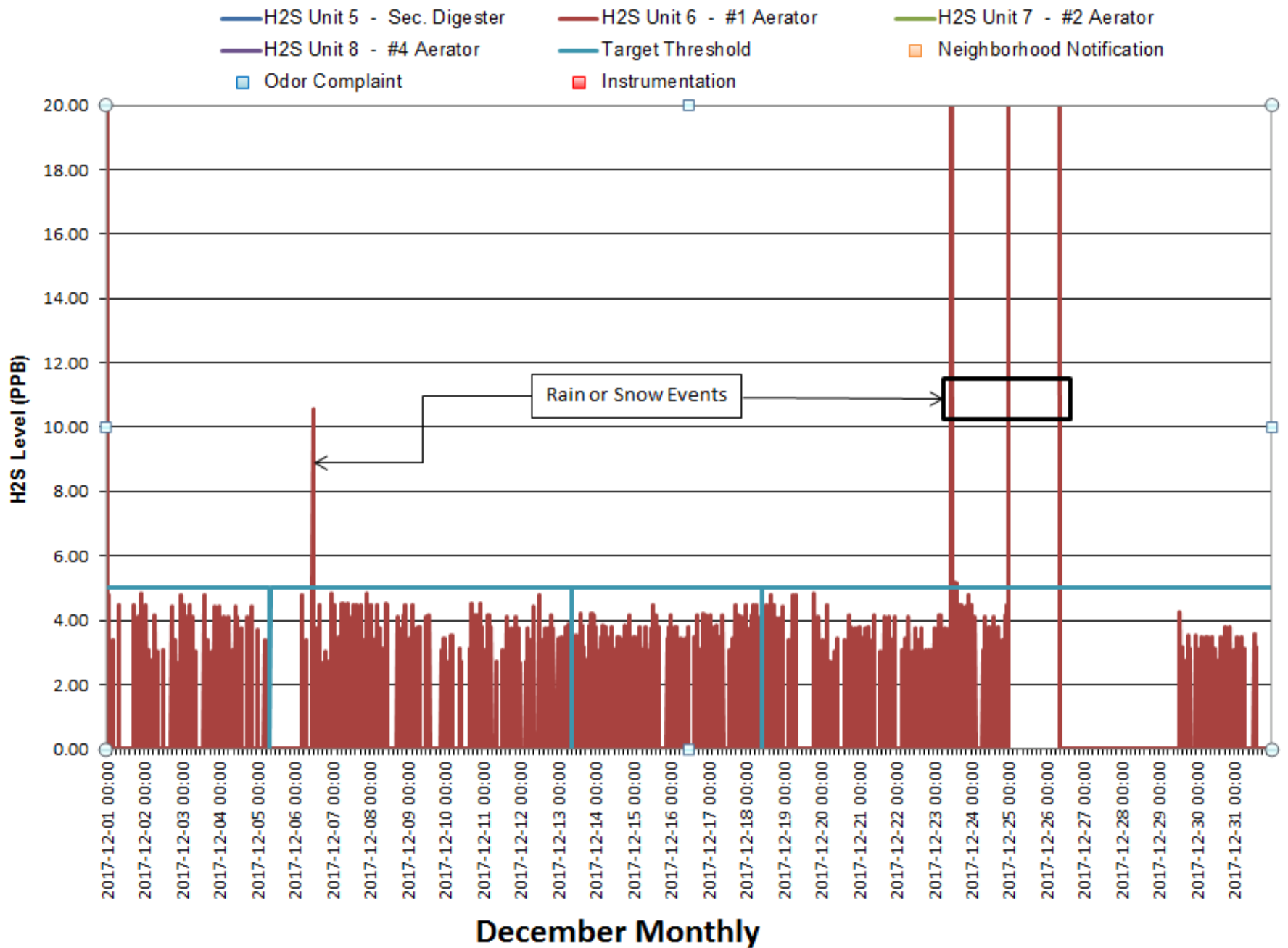
H2S Level (PPB)

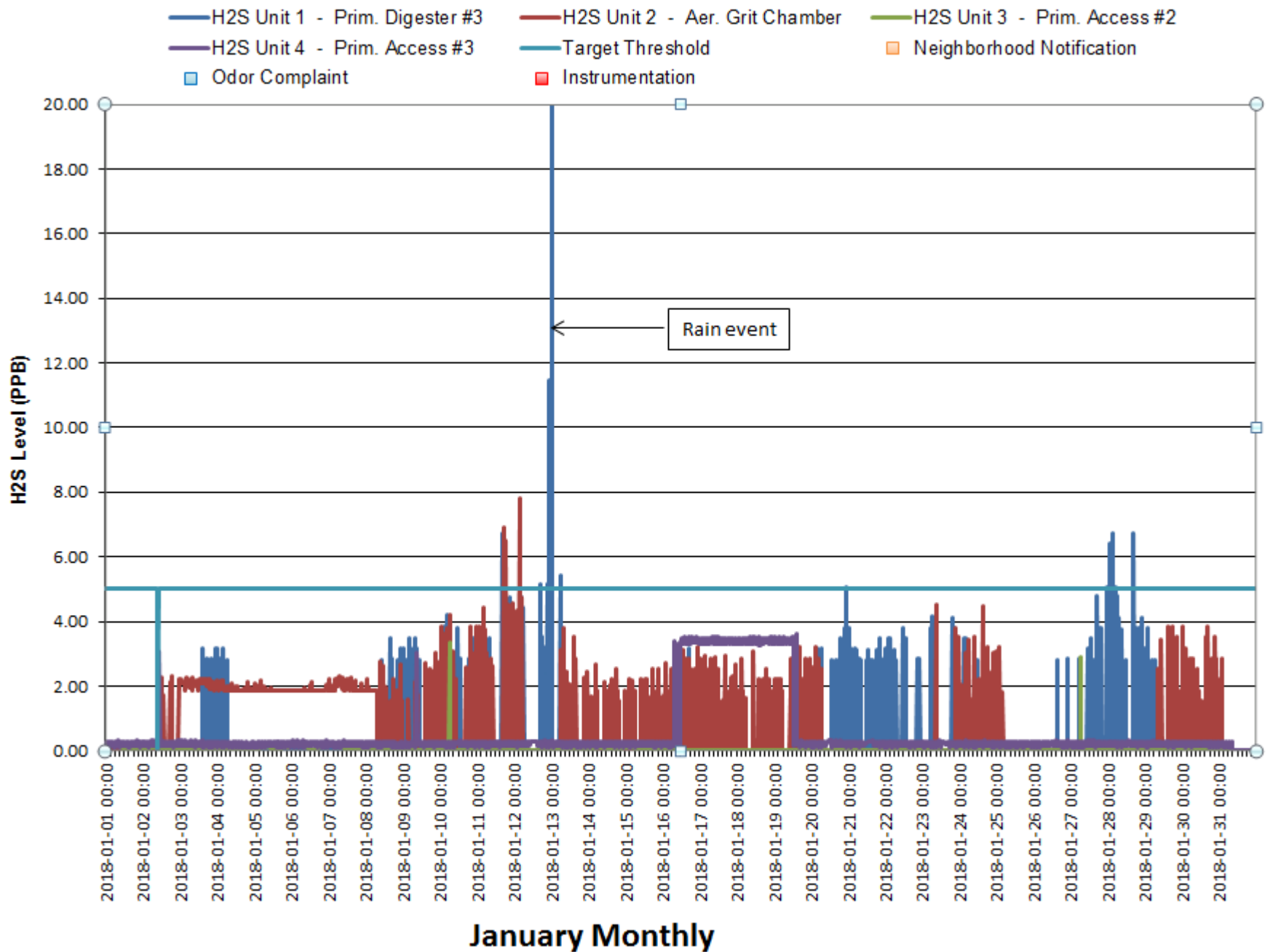
- H2S Unit 1 - Prim. Digester #3
- H2S Unit 2 - Aer. Grit Chamber
- H2S Unit 3 - Prim. Access #2
- H2S Unit 4 - Prim. Access #3
- Target Threshold
- Neighborhood Notification
- Odor Complaint
- Instrumentation

Rain or Snow events

2017-12-01 00:00  
2017-12-02 00:00  
2017-12-03 00:00  
2017-12-04 00:00  
2017-12-05 00:00  
2017-12-06 00:00  
2017-12-07 00:00  
2017-12-08 00:00  
2017-12-09 00:00  
2017-12-10 00:00  
2017-12-11 00:00  
2017-12-12 00:00  
2017-12-13 00:00  
2017-12-14 00:00  
2017-12-15 00:00  
2017-12-16 00:00  
2017-12-17 00:00  
2017-12-18 00:00  
2017-12-19 00:00  
2017-12-20 00:00  
2017-12-21 00:00  
2017-12-22 00:00  
2017-12-23 00:00  
2017-12-24 00:00  
2017-12-25 00:00  
2017-12-26 00:00  
2017-12-27 00:00  
2017-12-28 00:00  
2017-12-29 00:00  
2017-12-30 00:00  
2017-12-31 00:00

December Monthly

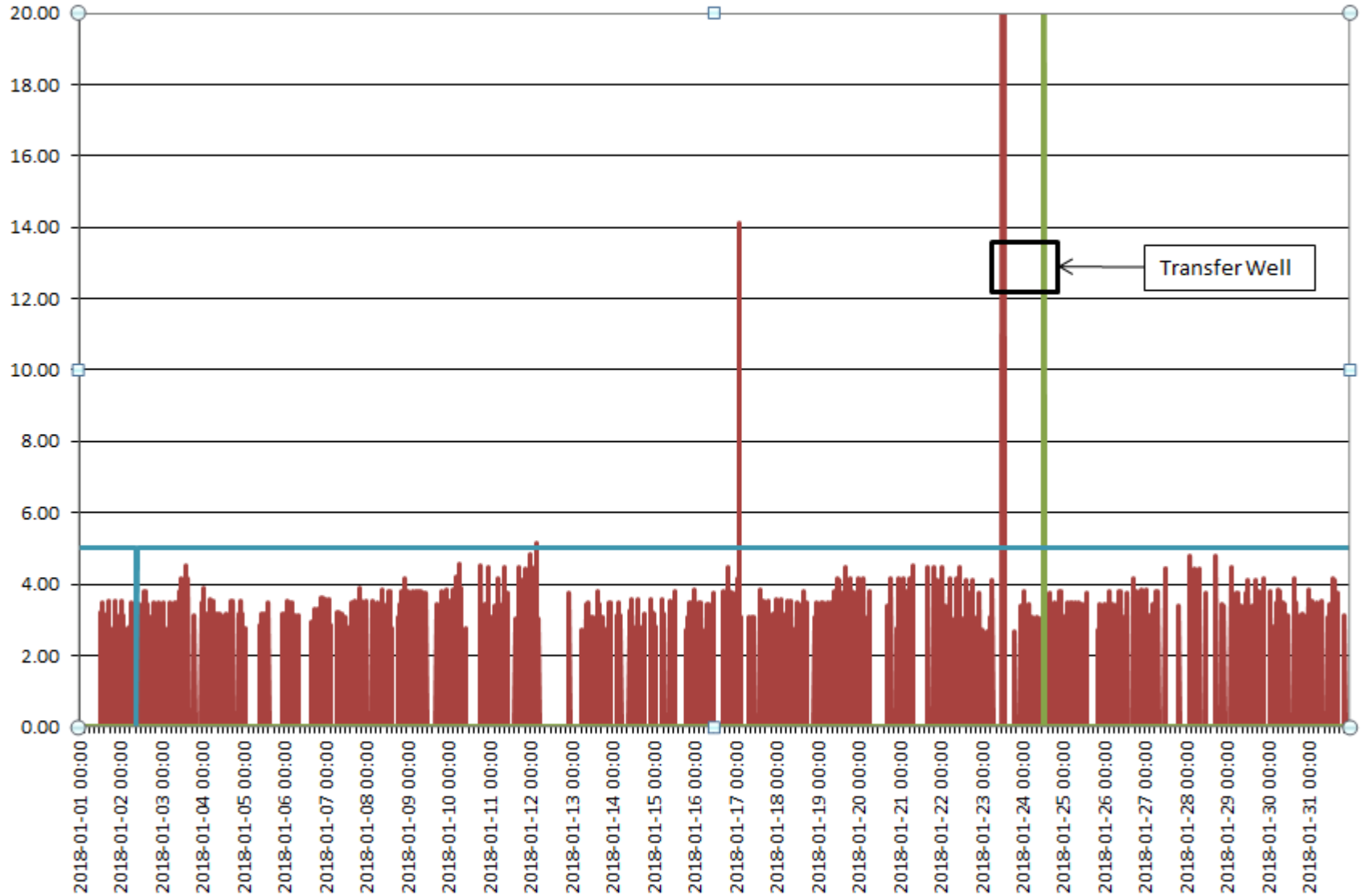




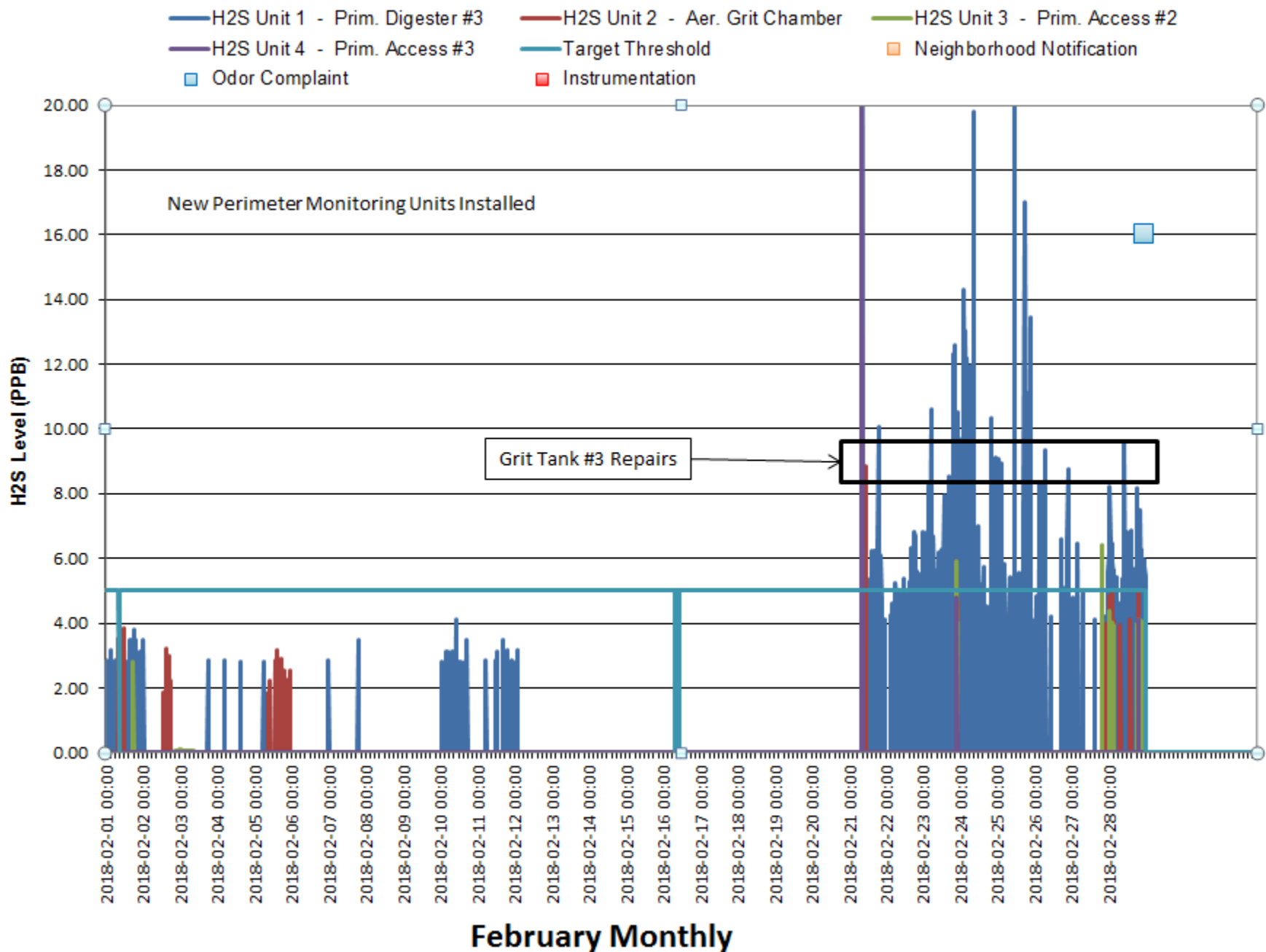


H2S Level (PPB)

- H2S Unit 5 - Sec. Digester
- H2S Unit 6 - #1 Aerator
- H2S Unit 7 - #2 Aerator
- H2S Unit 8 - #4 Aerator
- Target Threshold
- Neighborhood Notification
- Odor Complaint
- Instrumentation



January Monthly



H2S Level (PPB)

- H2S Unit 5 - Sec. Digester
- H2S Unit 6 - #1 Aerator
- H2S Unit 7 - #2 Aerator
- H2S Unit 8 - #4 Aerator
- Target Threshold
- Neighborhood Notification
- Odor Complaint
- Instrumentation

New Perimeter Monitoring Units  
Installed

Rain Events

2018-02-01 00:00  
2018-02-02 00:00  
2018-02-03 00:00  
2018-02-04 00:00  
2018-02-05 00:00  
2018-02-06 00:00  
2018-02-07 00:00  
2018-02-08 00:00  
2018-02-09 00:00  
2018-02-10 00:00  
2018-02-11 00:00  
2018-02-12 00:00  
2018-02-13 00:00  
2018-02-14 00:00  
2018-02-15 00:00  
2018-02-16 00:00  
2018-02-17 00:00  
2018-02-18 00:00  
2018-02-19 00:00  
2018-02-20 00:00  
2018-02-21 00:00  
2018-02-22 00:00  
2018-02-23 00:00  
2018-02-24 00:00  
2018-02-25 00:00  
2018-02-26 00:00  
2018-02-27 00:00  
2018-02-28 00:00

February Monthly

# Questions

Thank You